


SKH Lee Shiu Keung Primary School
Activity Sheet 3 - Campaign Buttons



P.4() Name: _____() Date: _____

Let's make a badge for one of our friends.

Step 1: Write the name of your friend in the middle of the star.
Then cut it out.




Step 2: Write his/her personality in each of the hearts. Then cut them out.
(You can write more)







Step 3: Draw any shape you want on a piece of card and cut out the shape.

Step 4: Stick the star and hearts on the card.







Step 5: Tape a safety pin on the back of the card.





Write and cut out the shapes.







Write and cut out the shapes.



Write and cut out the shapes.



Write and cut out the shapes.



Write and cut out the shapes.

